

MEMORIAL ANDRES BENITO MENCAL

12 - 13 JULIO 2024



Felipe Fernández



RUTOMETRO



FORMASPACK

Packing your needs · Packing our future



COMERCIAL SAGO S.A.

TALLERES ESGA S.A.



MECANICA DEL AUTOMOVIL
CHAPA Y PINTURA
www.tomassaiz.es

COMPRAMOS TU COCHE
NorthCars
vende o compra tu coche con nosotros



ALVARO Auto
942 824 352 Requijada
www.alvarautocarrocerias.com



Taller Félix Llanos S.L.
Ctra. General 614 (P3) 35648 LOS TANAOS (Granada)
Tlf: 942 718 031 - 660 598 099



EXPRESION RED
Rotulación · Vehículos · Comercios · Cartelería · Impresión Digital Gran Formato, etc.....
Contacto: Telf: 69116404 Email: expresionred@expresionred.es

CAMPER PARK
Sanillana Del Mar

RALLYSPRINT DE 7º REOCIN

12-13 JULIO 2024

ITINERARIO - HORARIO

St	CH TC	Descripción	Distancia TC	Distancia Enlace	Distancia Total	Tiempo	Km/h	Hora 1º
1ª	1	0 Salida Rallysprint - IES Nueve Valles						09:17
		0A Entrada Parque Asistencia 1		3,70	3,70	00:10	22,21	09:27
	2	Zona Asistencia 1 - Parque Empresarial Besaya				00:20		
		0B Salida Parque Asistencia 1						09:47
	3	1 Helguera		3,48	3,48	00:10	20,88	09:57
	4	Tc.1 Helguera - Reocin		6,90				10:00
	2	Entrada Reagrupamiento A		5,61	12,51	00:17	44,15	10:17
		Reagrupamiento A - IES Nueve Valles				00:25		
2ª	5	3 Salida Reagrupamiento A						10:42
		3A Entrada Parque Asistencia 2		3,70	3,70	00:10	22,21	10:52
	6	Zona Asistencia 2 - Parque Empresarial Besaya				01:30		
	7	3B Salida Parque Asistencia 2						12:22
	4	Helguera		3,48	3,48	00:10		12:32
	8	Tc.2 Helguera - Reocin		6,90				12:35
	5	Entrada Reagrupamiento B		5,61	12,51	00:17	44,15	12:52
		Reagrupamiento B - IES Nueve Valles				00:25		
3ª	9	6 Salida Reagrupamiento B						13:17
		6A Entrada Parque Asistencia 3		3,70	3,70	00:10	22,20	13:27
	10	Zona Asistencia 3 - Parque Empresarial Besaya				01:30		
	11	6B Salida Parque Asistencia 3						14:57
	7	Reocin		2,14	2,14	00:06	21,40	15:03
	12	Tc.3 Reocin - Helguera		6,90				15:06
	8	Entrada Reagrupamiento C		1,51	8,41	00:12	42,05	15:18
		Reagrupamiento C - IES Nueve Valles				00:25		
4ª	13	9 Salida Reagrupamiento C						15:43
		9A Entrada Parque Asistencia 4		3,70	3,70	00:10	22,20	15:53
	14	Zona Asistencia 4 - Parque Empresarial Besaya				01:30		
	15	9B Salida Parque Asistencia 4						17:23
	10	Reocin		2,14	2,14	00:06	21,40	17:29
	16	Tc.4 Reocin - Helguera		6,90				17:32
	11	Fin Rallysprint - La Robleda Puente San Miguel		3,94	10,84	00:17	38,26	17:49
TOTALES RALLYSPRINT			27,60	42,71	70,31	8:32	39,25%	

7^º RALLYSPRINT DE **REOCIN**

12-13 JULIO 2024

PARKING REMOLQUES

A

VERIFICACIONES

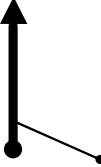

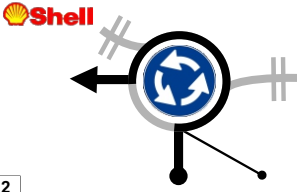



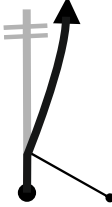
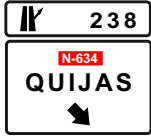
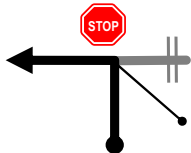

Administrativas - Tecnicas

GRAN PREMIO

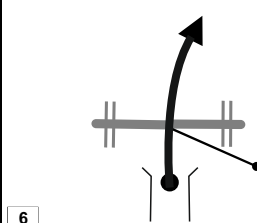


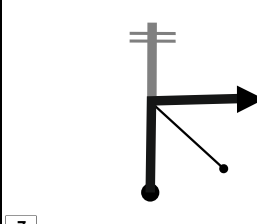



VENTANAS
THERMIC

Sección 0	PARKING REMOLQUES I.E.S. Nueve Valles		VERIFICACIONES Karting La Roca	Kms. 4.74	Sector 0
---------------------	---	--	--	---------------------	--------------------

KMS.		DIRECCIÓN	INFORMACIÓN ADICIONAL	KMS. REGRES.
TOTAL	PART.			
0.000	0.000	<div style="text-align: center;">  1 </div>	ZONA DESCARGA VEHÍCULOS 	4.740
0.020	0.020	<div style="text-align: center;">  2 </div>		4.720
0.240	0.220	<div style="text-align: center;">  3 </div>		4.500
3.690	3.450	<div style="text-align: center;">  4 </div>		1.050
4.000	0.310	<div style="text-align: center;">  5 </div>		0.740

Sección 0	PARKING REMOLQUES I.E.S. Nueve Valles		VERIFICACIONES Karting La Roca	Kms. 4.74	Sector 0
---------------------	---	--	--	---------------------	--------------------

KMS.		DIRECCIÓN	INFORMACIÓN ADICIONAL	KMS. REGRES.
TOTAL	PART.			
4.100	0.100		 	0.640
4.740	0.640		VERIFICACIONES KARTING LA ROCA 	0.000



7^º RALLYSPRINT DE **REOCIN**

12-13 JULIO 2024

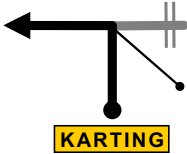

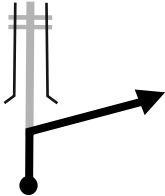

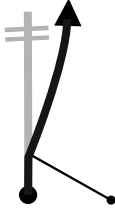

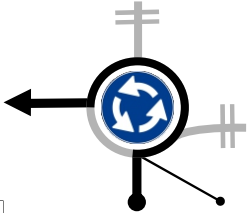
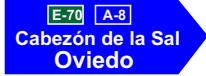



VERIFICACIONES
ADMINISTRATIVAS - TECNICAS
A
PRE PARQUE
CEREMONIA DE SALIDA

GRAN PREMIO

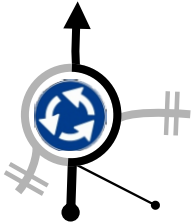

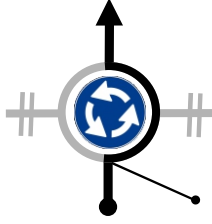

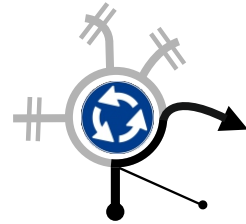

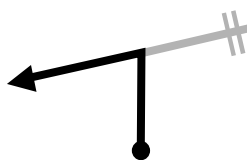

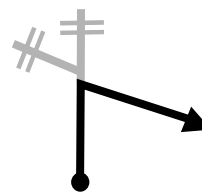



**VENTANAS
THERMIC**

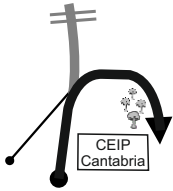
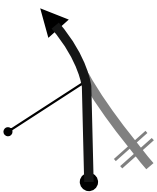

Sección 0	VERIFICACIONES Karting La Roca		CEREMONIA DE SALIDA Parque La Robleda	Kms. 7.25	Sector 0
---------------------	--	--	---	---------------------	--------------------

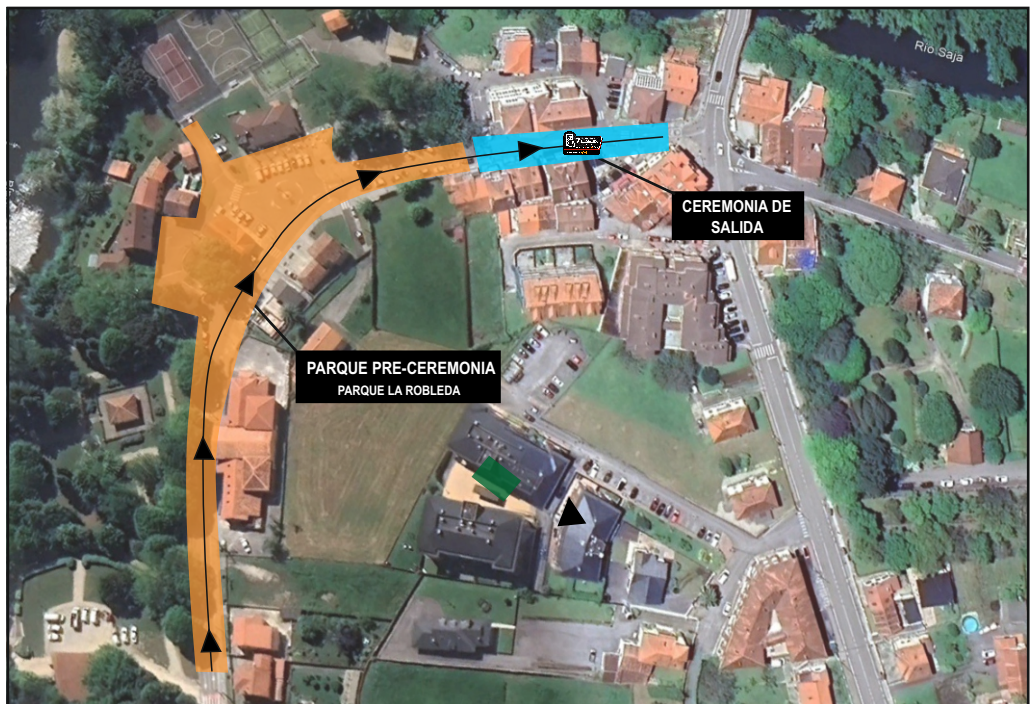
KMS.		DIRECCIÓN	INFORMACIÓN ADICIONAL	KMS. REGRES.
TOTAL	PART.			
0.000	0.000	 8	VERIFICACIONES KARTING LA ROCA 	7.250
0.630	0.630	 9		6.620
4.090	3.460	 10		3.160
4.340	0.250	 11	 	2.910
4.510	0.170	 12		2.740

Sección 0	VERIFICACIONES Karting La Roca	➔	CEREMONIA DE SALIDA Parque La Robleda	Kms. 7.25	Sector 0
---------------------	--	---	---	---------------------	--------------------

KMS.		DIRECCIÓN	INFORMACIÓN ADICIONAL	KMS. REGRES.
TOTAL	PART.			
4.700	0.190	 <small>13</small>		2.550
5.040	0.034	 <small>14</small>		2.210
5.490	0.450	 <small>15</small>		1.760
6.230	0.740	 <small>16</small>		1.020
6.640	0.410	 <small>17</small>		0.610

Sección 0	VERIFICACIONES Karting La Roca		CEREMONIA DE SALIDA Parque La Robleda	Kms. 7.25	Sector 0
---------------------	--	--	---	---------------------	--------------------

KMS.		DIRECCIÓN	INFORMACIÓN ADICIONAL	KMS. REGRES.
TOTAL	PART.			
7.010	0.370	 18		0.240
7.250	0.240	 19	PARQUE PRE-CEREMONIA PARQUE LA ROBLEDA 	0.000



7^º RALLYSPRINT DE **REOCIN**

12-13 JULIO 2024

CEREMONIA DE SALIDA

PARQUE LA ROBLEDA

A

PARQUE CERRADO NOCTURNO

I.E.S. NUEVE VALLES

GRAN PREMIO

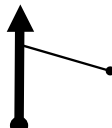



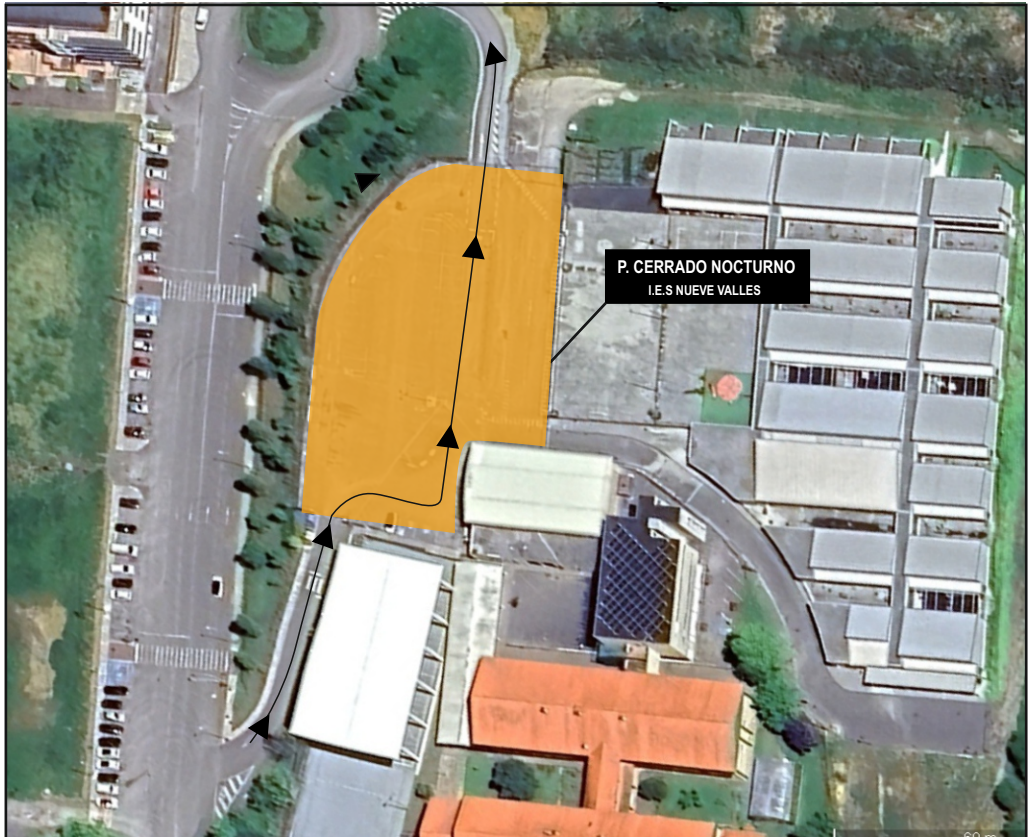
**VENTANAS
THERMIC**

Sección 0	CEREMONIA DE SALIDA Parque La Robleada		PARQUE CERRADO NOCTURNO I.E.S Nueve Valles	Kms. 1.72	Sector 0
---------------------	--	--	--	---------------------	--------------------

KMS.		DIRECCIÓN	INFORMACIÓN ADICIONAL	KMS. REGRES.
TOTAL	PART.			
0.000	0.000	 20	CEREMONIA DE SALIDA PARQUE LA ROBLEDA 	1.720
0.730	0.730	 21		0.990
1.220	0.490	 22		0.500
1.550	0.330	 23		0.170
1.660	0.110	 24		0.060

Sección	CEREMONIA DE SALIDA	➔	PARQUE CERRADO NOCTURNO	Kms.	Sector
0	Parque La Robleda		I.E.S Nueve Valles	1.72	0

KMS.		DIRECCIÓN	INFORMACIÓN ADICIONAL	KMS. REGRES.
TOTAL	PART.			
1.720	0.060	<div style="border: 1px solid black; padding: 5px; width: fit-content; margin: 0 auto;">PARQUE CERRADO</div> 	P. CERRADO NOCTURNO I.E.S. NUEVE VALLES 	0.000
		25		



7^º RALLYSPRINT DE **REOCIN**

12-13 JULIO 2024


SECCION 1-2

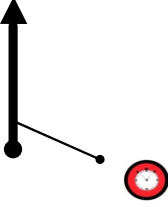

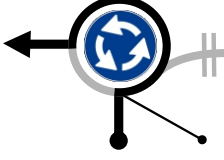
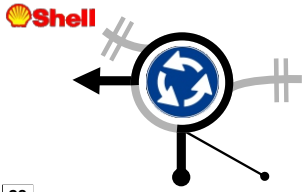





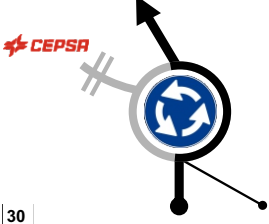


HELGUERA - REOCIN


GRAN PREMIO

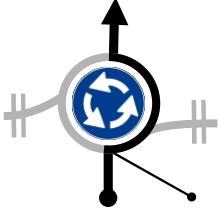

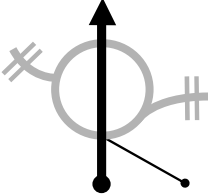

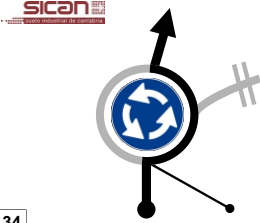
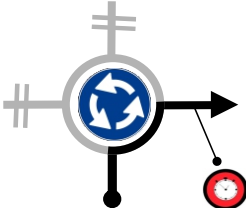



VENTANAS
THERMIC

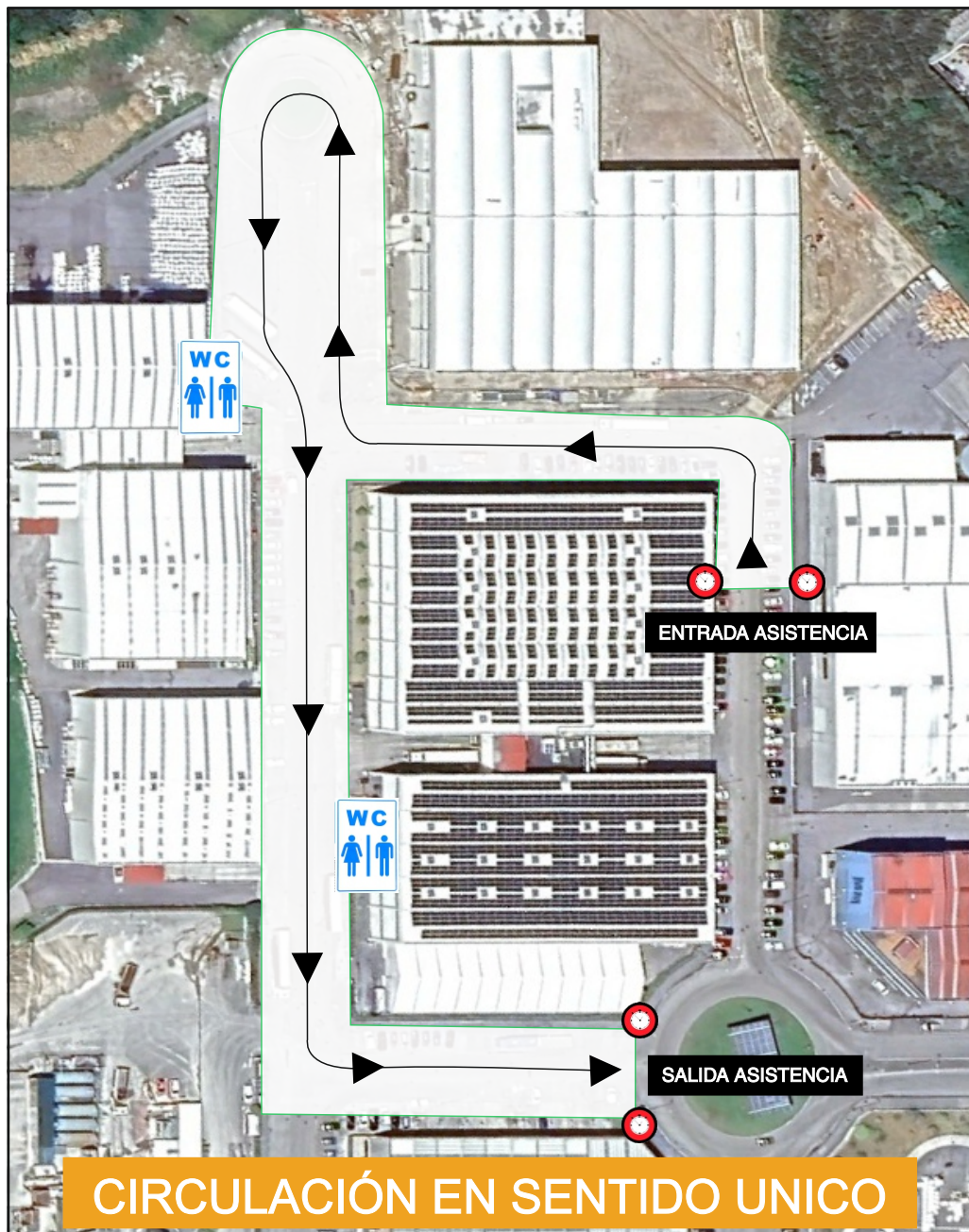
Sección 1-2	C.H. 0 - 3 Salida Parque		C.H. 0A - 3A Entrada Asist.	Kms. 3.70	Tiempo 0:10	Km/h. 22.21	Sector 1-5
-----------------------	------------------------------------	--	---------------------------------------	--------------	----------------	----------------	----------------------

KMS.		DIRECCIÓN	INFORMACIÓN ADICIONAL	KMS. REGRES.
TOTAL	PART.			
0.000	0.000	 26	 CH 0 - 3 PARQUE CERRADO - REAGRUPAMIENTO I.E.S. NUEVE VALLES	3.700
0.070	0.070	 27		3.630
0.290	0.220	 28	CA-136 	3.410
0.510	0.220	 29	  	3.190
0.640	0.130	 30	 	3.060


Sección 1-2	C.H. 0 - 3 Salida Parque		C.H. 0A - 3A Entrada Asist.	Kms. 3.70	Tiempo 0:10	Km/h. 22.21	Sector 1-5
-----------------------	------------------------------------	--	---------------------------------------	--------------	----------------	----------------	----------------------

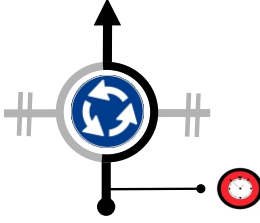



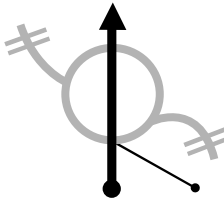
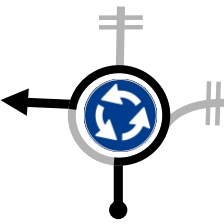

KMS.		DIRECCIÓN	INFORMACIÓN ADICIONAL	KMS. REGRES.
TOTAL	PART.			
0.820	0.180	 31		2.880
1.950	1.130	 32		1.750
2.480	0.530	 33		1.220
3.120	0.640	 34		0.580
3.700	0.580	 35	 ENTRADA P. ASISTENCIA PARQUE EMPRESARIAL BESAYA	0.000


PARQUE DE ASISTENCIAS

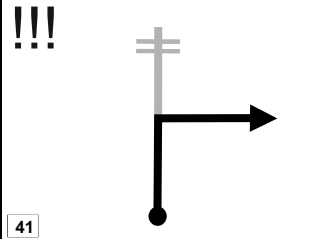

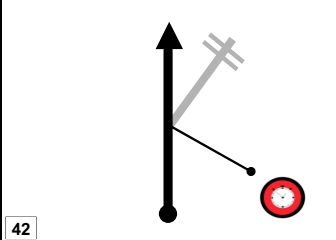



CIRCULACIÓN EN SENTIDO UNICO

Sección 1-2	C.H. 0B - 3B Salida Asist.		C.H. 1 - 4 Helguera	Kms. 3.48	Tiempo 0:10	Km/h. 20.88	Sector 3-7
-----------------------	---	--	--------------------------------------	---------------------	-----------------------	-----------------------	----------------------

KMS.		DIRECCIÓN	INFORMACIÓN ADICIONAL	KMS. REGRES.
TOTAL	PART.			
0.000	0.000	 36	 CH 0A - 3A SALIDA PARQUE ASISTENCIA PARQUE EMPRESARIAL BESAYA	3.480
0.410	0.410	 37		3.070
1.060	0.650	 38		2.420
1.630	0.580	 39		1.850
2.740	1.110	 40	 HELGUERA	0.740

Sección 1-2	C.H. 0B - 3B Salida Asist.		C.H. 1 - 4 Helguera	Kms. 3.48	Tiempo 0:10	Km/h. 20.88	Sector 3-7
-----------------------	---	--	--------------------------------------	---------------------	-----------------------	-----------------------	----------------------

KMS.		DIRECCIÓN	INFORMACIÓN ADICIONAL	KMS. REGRES.
TOTAL	PART.			
3.200	0.460			0.280
3.480	0.280			0.000

7^o RALLYSPRINT DE REOCIN

12-13 JULIO 2024

HELGUERA - REOCIN	T.C. 1 - T.C 2	DISTANCIA T.C. 6,900 km.
CONTROL HORARIO 43.354297, -4.097725	SALIDA T.C. 43.354784, -4.099613	

 CONTROL HORARIO

43.354297, -4.097725



 SALIDA T.C.

43.354784, -4.099613



7^º RALLYSPRINT DE REOCIN

12 - 13 JULIO 2024

HELGUERA - REOCIN	T.C. 1 - T.C 2	DISTANCIA T.C. 6,900 km.
LLEGADA T.C. 43.335894, -4.092673	CONTROL STOP 43.336041, -4.090007	


 LLEGADA T.C.


43.335894, -4.092673

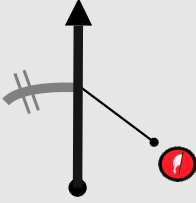



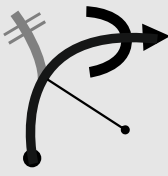
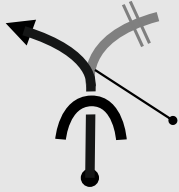
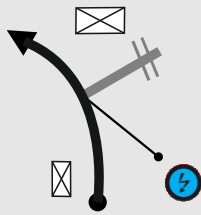

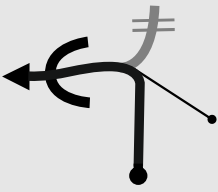



 CONTROL STOP

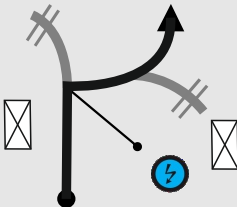

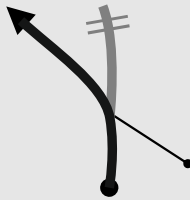

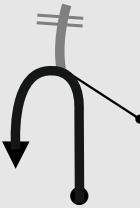
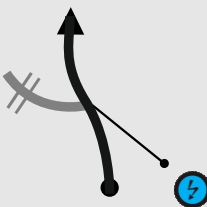

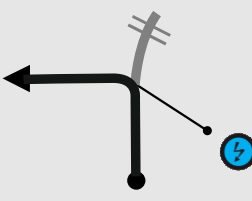

43.336041, -4.090007




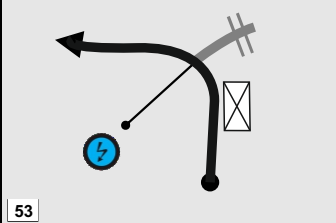

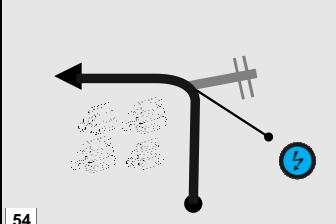

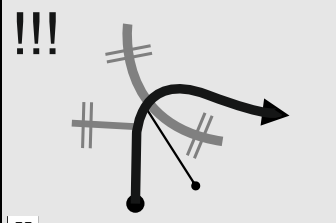

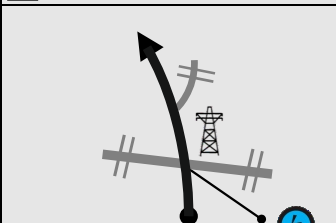

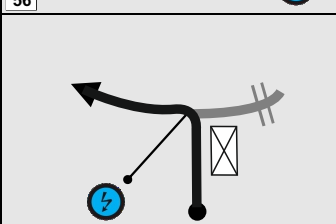

Sección 1-2	T.C. 1 - 2 HELGUERA - REOCÍN	 C.H. 2 - 5 REAGRUPAMIENTO	Kms. 12.51	Tiempo 0:17	Km/h. 44.15	Sector 4-8
-----------------------	--	--	---------------	----------------	----------------	----------------------


KMS.		DIRECCIÓN	INFORMACIÓN ADICIONAL	KMS. REGRES.
TOTAL	PART.			
0.000	0.000		   <p>SALIDA T.C. 1 - 2 Helguera - Reocin</p>	12.510
0.120	0.120			12.390
0.240	0.120			12.270
0.450	0.210		 <p>R-1</p> <p>43.354878, -4.103999</p>	12.060
1.010	0.560			11.500

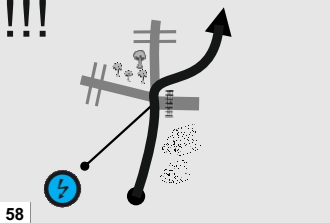

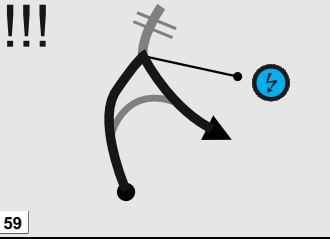

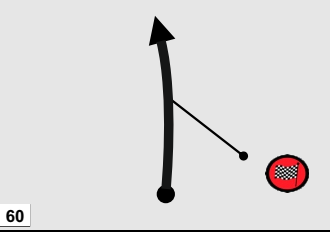

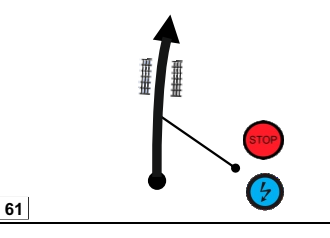

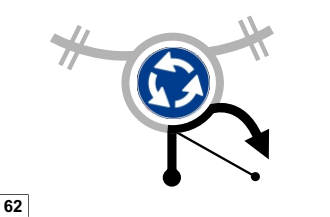

Sección 1-2	T.C. 1 - 2 HELGUERA - REOCÍN		C.H. 2 - 5 REAGRUPAMIENTO	Kms. 12.51	Tiempo 0:17	Km/h. 44.15	Sector 4-8
-----------------------	--	--	-------------------------------------	---------------	----------------	----------------	----------------------


KMS.		DIRECCIÓN	INFORMACIÓN ADICIONAL	KMS. REGRES.
TOTAL	PART.			
1.140	0.130	 48	 R-2 43.350611, -4.107755	11.370
1.600	0.460	 49	 R-3 43.348957, -4.111502	10.910
1.820	0.220	 50		10.690
2.300	0.480	 51	 R-4 43.345875, -4.111829	10.210
2.850	0.550	 52	 R-5 43.343888, -4.117115	9.660

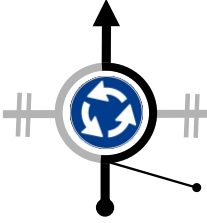
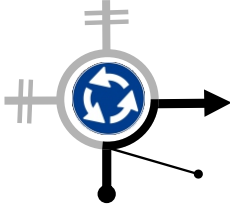
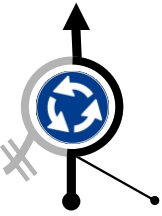

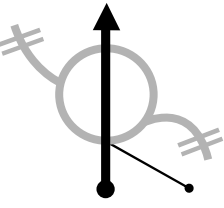
Sección 1-2	T.C. 1 - 2 HELGUERA - REOCÍN		C.H. 2 - 5 REAGRUPAMIENTO	Kms. 12.51	Tiempo 0:17	Km/h. 44.15	Sector 4-8
-----------------------	--	--	-------------------------------------	---------------	----------------	----------------	----------------------


KMS.		DIRECCIÓN	INFORMACIÓN ADICIONAL	KMS. REGRES.
TOTAL	PART.			
3.600	0.750	 53	 R-6 43.338195, -4.116713	8.910
4.000	0.400	 54	 R-7 43.335033, -4.114797	8.510
4.380	0.380	 55		8.130
4.700	0.320	 56	 R-8 43.348957, -4.111502	7.810
5.150	0.450	 57	 R-9 43.332042, -4.105652	7.360







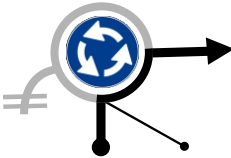

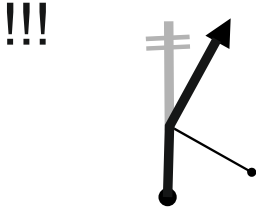

Sección 1-2	T.C. 1 - 2 HELGUERA - REOCÍN	 C.H. 2 - 5 REAGRUPAMIENTO	Kms. 12.51	Tiempo 0:17	Km/h. 44.15	Sector 4-8
-----------------------	--	--	---------------	----------------	----------------	----------------------


KMS.		DIRECCIÓN	INFORMACIÓN ADICIONAL	KMS. REGRES.
TOTAL	PART.			
5.750	0.600	!!! 	!!!  R-10 43.336163, -4.102937	6.750
6.430	0.680	!!! 	!!!  R-11 43.338195, -4.097249	6.080
6.900	0.470		 LLEGADA T.C. 1 - 2 Helguera - Reocin	5.610
7.120	0.220		 C-STOP T.C. 1 - 2 43.336047, -4.090216	5.390
7.200	0.080		 parque empresarial Besaya	5.310

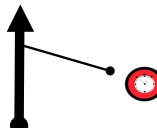

Sección 1-2	T.C. 1 - 2 HELGUERA - REOCÍN	 C.H. 2 - 5 REAGRUPAMIENTO	Kms. 12.51	Tiempo 0:17	Km/h. 44.15	Sector 4-8
-----------------------	--	--	---------------	----------------	----------------	----------------------

KMS.		DIRECCIÓN	INFORMACIÓN ADICIONAL	KMS. REGRES.
TOTAL	PART.			
8.860	1.660	 63		3.650
9.200	0.340	 64		3.310
9.560	0.360	 65		2.950
10.220	0.660	 66		2.290
10.790	0.570	 67		1.720

Sección 1-2	T.C. 1 - 2 HELGUERA - REOCÍN		C.H. 2 - 5 REAGRUPAMIENTO	Kms. 12.51	Tiempo 0:17	Km/h. 44.15	Sector 4-8
-----------------------	--	--	-------------------------------------	---------------	----------------	----------------	----------------------

KMS.		DIRECCIÓN	INFORMACIÓN ADICIONAL	KMS. REGRES.
TOTAL	PART.			
11.910	1.120	 68		0.600
12.070	0.160	 69		0.440
12.200	0.310	 70		0.310
12.410	0.210	 71		0.100
12.460	0.050	 72		0.050

Sección 1-2	T.C. 1 - 2 HELGUERA - REOCÍN		C.H. 2 - 5 REAGRUPAMIENTO	Kms. 12.51	Tiempo 0:17	Km/h. 44.15	Sector 4-8
-----------------------	---	--	--	---------------	----------------	----------------	----------------------

KMS.		DIRECCIÓN	INFORMACIÓN ADICIONAL	KMS. REGRES.
TOTAL	PART.			
12.510	0.050	<div style="border: 1px solid black; padding: 5px; width: fit-content; margin: 0 auto;">REAGRUPAMIENTO</div> 	 <div style="border: 1px solid black; padding: 2px; width: fit-content; margin: 0 auto;">CH 2 - 5</div> ENTRADA REAGRUPAMIENTO I.E.S NUEVE VALLES	0.000



VOLVER A LA PAG. 13 PARA CONTINUAR CON LA 2ª SECCION - TC 2
 PASAR A LA PAG. 28 PARA SEGUIR CON LA 3ª SECCION - TC 3

7^º RALLYSPRINT DE **REOCIN**

12-13 JULIO 2024


SECCION 3

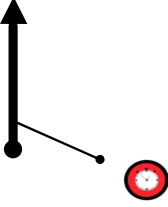

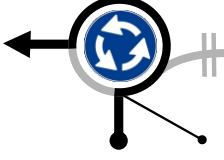

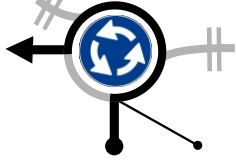









REOCIN - HELGUERA


GRAN PREMIO

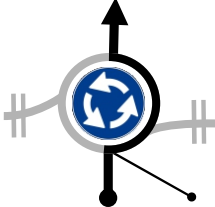

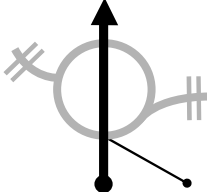

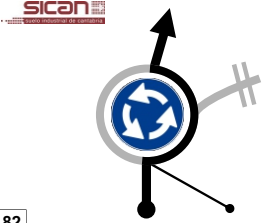
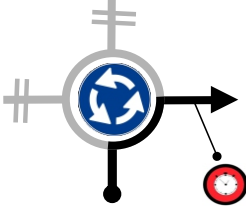



VENTANAS
THERMIC

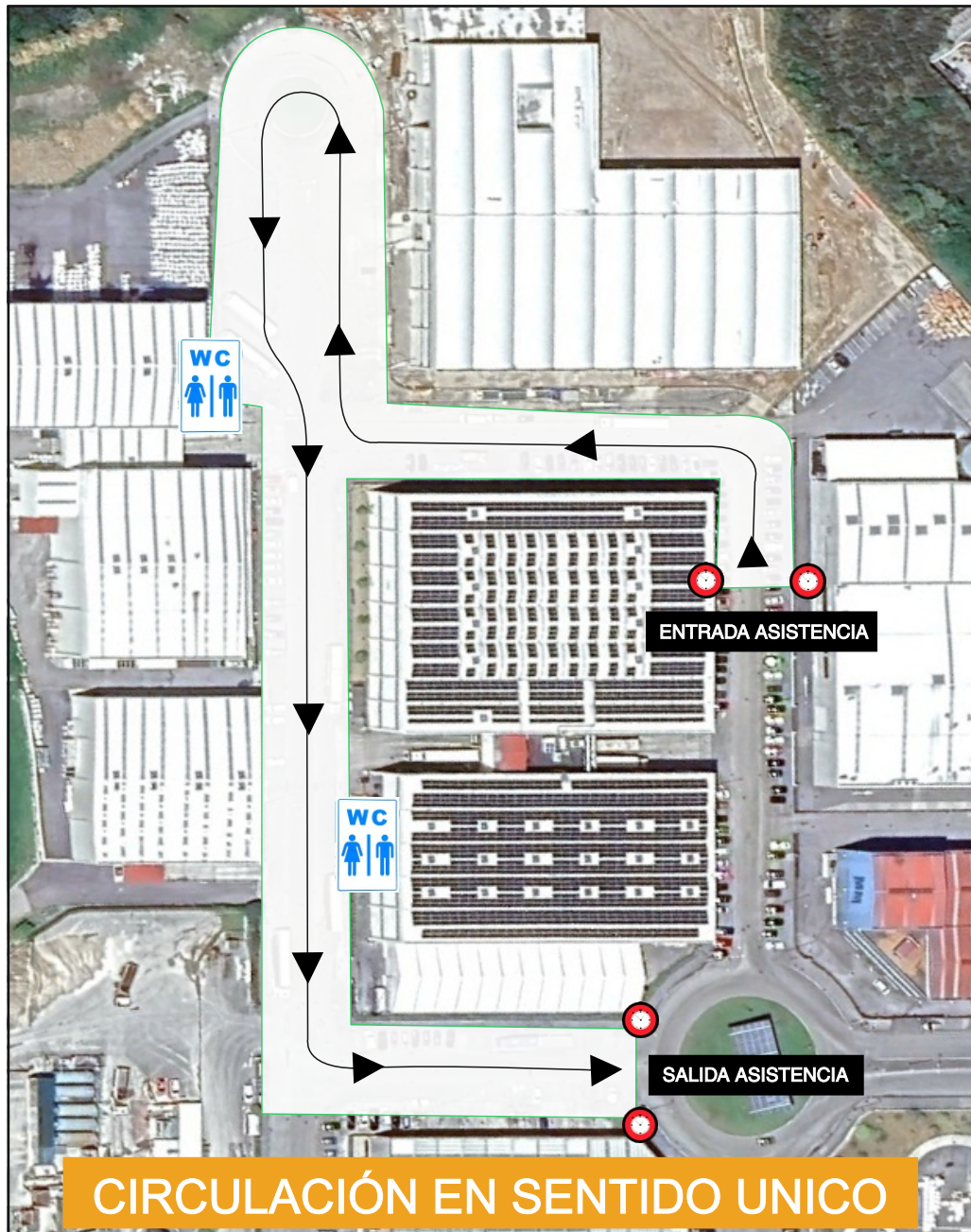
Sección 3	C.H. 6 Salida Reagrup.		C.H. 6A Entrada Asist.	Kms. 3.70	Tiempo 0:10	Km/h. 22.20	Sector 9
---------------------	----------------------------------	--	----------------------------------	--------------	----------------	----------------	--------------------


KMS.		DIRECCIÓN	INFORMACIÓN ADICIONAL	KMS. REGRES.
TOTAL	PART.			
0.000	0.000		 CH 6 REAGRUPAMIENTO I.E.S. NUEVE VALLES	3.700
0.070	0.070			3.630
0.290	0.220	 	CA-136 	3.410
0.510	0.220		  	3.190
0.640	0.130	 	 	3.060

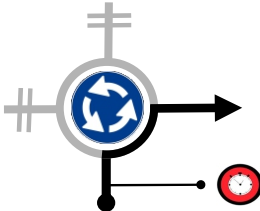

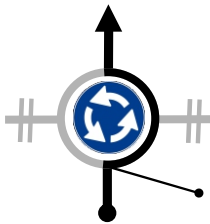

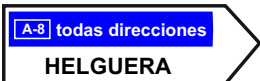
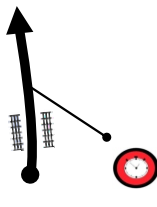

Sección 3	C.H. 6 Salida Reagrup.		C.H. 6A Entrada Asist.	Kms. 3.70	Tiempo 0:10	Km/h. 22.20	Sector 9
---------------------	----------------------------------	--	----------------------------------	--------------	----------------	----------------	--------------------

KMS.		DIRECCIÓN	INFORMACIÓN ADICIONAL	KMS. REGRES.
TOTAL	PART.			
0.820	0.180	 79		2.880
1.950	1.130	 80		1.750
2.480	0.530	 81		1.220
3.120	0.640	 82		0.580
3.700	0.580	 83		0.000

PARQUE DE ASISTENCIAS



Sección 3	C.H. 6B Salida Asist.		C.H. 7 Reocín	Kms. 2.14	Tiempo 0:06	Km/h. 21.40	Sector 11
---------------------	--	--	--------------------------------	--------------	----------------	----------------	---------------------

KMS.		DIRECCIÓN	INFORMACIÓN ADICIONAL	KMS. REGRES.
TOTAL	PART.			
0.000	0.000	 84	 CH 6A SALIDA PARQUE ASISTENCIA PARQUE EMPRESARIAL BESAYA	2.140
0.320	0.320	 85		1.820
2.010	1.690	 86		0.130
2.140	0.130	 87	 CH 7 REOCÍN	0.000

7^o RALLYSPRINT DE REOCIN

12-13 JULIO 2024

REOCIN - HELGUERA	T.C. 3	DISTANCIA T.C. 6,900 km.
CONTROL HORARIO 43.336041, -4.090007	SALIDA T.C. 43.335894, -4.092673	

 CONTROL HORARIO

43.336041, -4.090007



 SALIDA T.C.

43.335894, -4.092673



7^o RALLYSPRINT DE REOCIN

12-13 JULIO 2024

REOCIN - HELGUERA	T.C. 3	DISTANCIA T.C. 6,900 km.
LLEGADA T.C. 43.354784, -4.099613	CONTROL STOP 43.354297, -4.097725	


 LLEGADA T.C.


43.354784, -4.099613

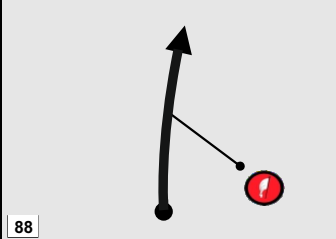

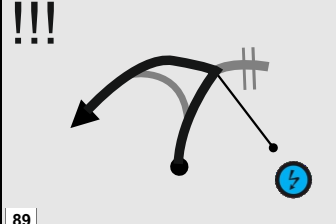

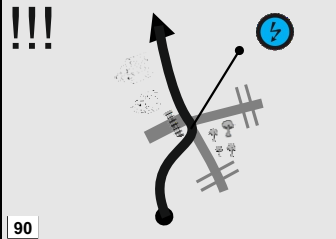

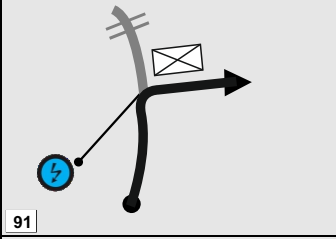

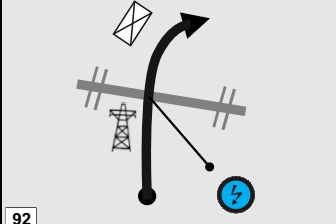



 CONTROL STOP

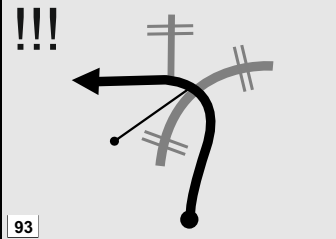
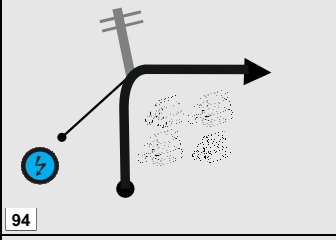


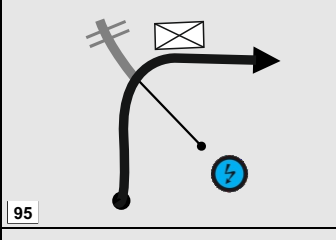

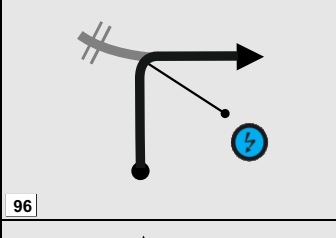

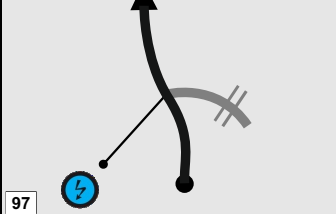

43.354297, -4.097725




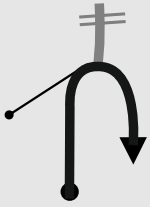
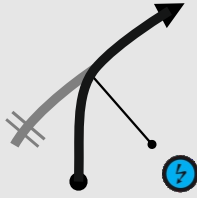

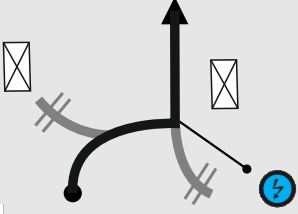

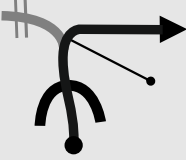
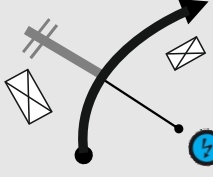

Sección 3	T.C. 3 REOCÍN - HELGUERA		C.H. 8 REAGRUPAMIENTO	Kms. 8.41	Tiempo 0:12	Km/h. 42.05	Sector 12
---------------------	------------------------------------	--	---------------------------------	--------------	----------------	----------------	---------------------


KMS.		DIRECCIÓN	INFORMACIÓN ADICIONAL	KMS. REGRES.
TOTAL	PART.			
0.000	0.000	 88	 SALIDA T.C. 3 Reocin - Helguera	8.410
0.460	0.460	 89	 R-1 43.338195, -4.097249	7.950
1.140	0.680	 90	 R-2 43.336163, -4.102937	7.270
1.730	0.590	 91	 R-3 43.332042, -4.105652	6.680
2.140	0.410	 92	 R-4 43.348957, -4.111502	6.270

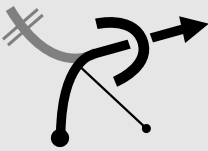
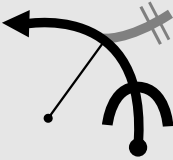
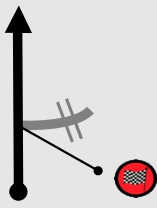

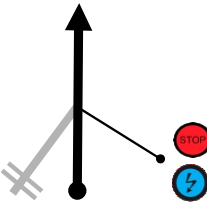

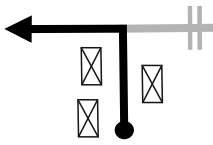

Sección 3	T.C. 3 REOCÍN - HELGUERA	C.H. 8 REAGRUPAMIENTO	Kms. 8.41	Tiempo 0:12	Km/h. 42.05	Sector 12
---------------------	------------------------------------	---------------------------------	--------------	----------------	----------------	---------------------

KMS.		DIRECCIÓN	INFORMACIÓN ADICIONAL	KMS. REGRES.
TOTAL	PART.			
2.510	0.370	!!!  93	!!!	5.900
2.890	0.380	 94	  R-5 43.335033, -4.114797	5.520
3.310	0.420	 95	 R-6 43.338195, -4.116713	5.100
4.040	0.730	 96	 R-7 43.343888, -4.117115	4.370
4.590	0.550	 97	 R-8 43.345875, -4.111829	3.820

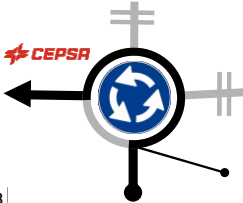





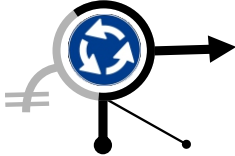

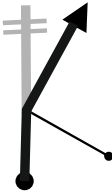

Sección 3	T.C. 3 REOCÍN - HELGUERA		C.H. 8 REAGRUPAMIENTO	Kms. 8.41	Tiempo 0:12	Km/h. 42.05	Sector 12
---------------------	------------------------------------	--	---------------------------------	--------------	----------------	----------------	---------------------

KMS.		DIRECCIÓN	INFORMACIÓN ADICIONAL	KMS. REGRES.
TOTAL	PART.			
5.070	0.480	 98		3.340
5.290	0.220	 99	 R-9 43.348957, -4.111502	3.120
5.750	0.460	 100	 R-10 43.350611, -4.107755	2.660
5.890	0.140	 101		2.520
6.440	0.460	 102	 R-11 43.354878, -4.103999	1.970

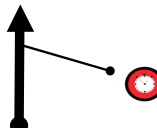

Sección 3	T.C. 3 REOCÍN - HELGUERA		C.H. 8 REAGRUPAMIENTO	Kms. 8.41	Tiempo 0:12	Km/h. 42.05	Sector 12
---------------------	------------------------------------	--	---------------------------------	--------------	----------------	----------------	---------------------

KMS.		DIRECCIÓN	INFORMACIÓN ADICIONAL	KMS. REGRES.
TOTAL	PART.			
6.640	0.200	 103		1.770
6.770	0.130	 104		1.640
6.900	0.130	 105	 LLEGADA T.C. 3 Reocín - Helguera	1.510
7.100	0.200	 106	 C-STOP T.C. 3 43.354297, -4.097725	1.310
7.390	0.290	 107	 R-LL	1.020

Sección 3	T.C. 3 REOCÍN - HELGUERA	C.H. 8 REAGRUPAMIENTO	Kms. 8.41	Tiempo 0:12	Km/h. 42.05	Sector 12
---------------------	------------------------------------	---------------------------------	--------------	----------------	----------------	---------------------

KMS.		DIRECCIÓN	INFORMACIÓN ADICIONAL	KMS. REGRES.
TOTAL	PART.			
7.750	0.360	 108		0.660
7.960	0.210	 109		0.450
8.090	0.130	 110		0.320
8.290	0.200	 111		0.120
8.340	0.050	 112		0.070

Sección 3	T.C. 3 REOCÍN - HELGUERA	C.H. 8 REAGRUPAMIENTO	Kms. 8.41	Tiempo 0:12	Km/h. 42.05	Sector 12
---------------------	---	--	---------------------	-----------------------	-----------------------	---------------------

KMS.		DIRECCIÓN	INFORMACIÓN ADICIONAL	KMS. REGRES.
TOTAL	PART.			
8.410	0.070	<div style="border: 1px solid black; padding: 5px; width: fit-content; margin: 0 auto;">REAGRUPAMIENTO</div> 	 <div style="border: 1px solid black; padding: 2px; width: fit-content; margin: 0 auto;">CH 8</div> ENTRADA REAGRUPAMIENTO I.E.S NUEVE VALLES	0.000



7^º RALLYSPRINT DE **REOCIN**

12-13 JULIO 2024


SECCION 4

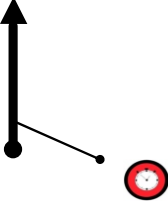

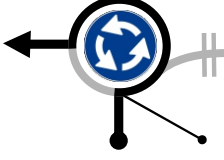
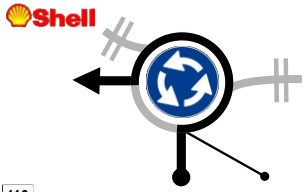








REOCIN - HELGUERA


GRAN PREMIO

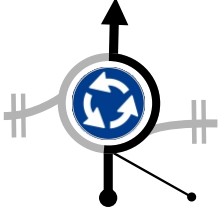

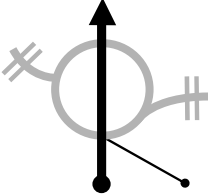

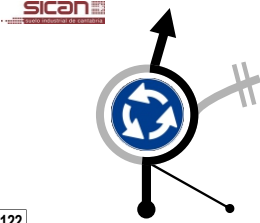
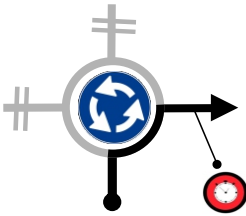



VENTANAS
THERMIC

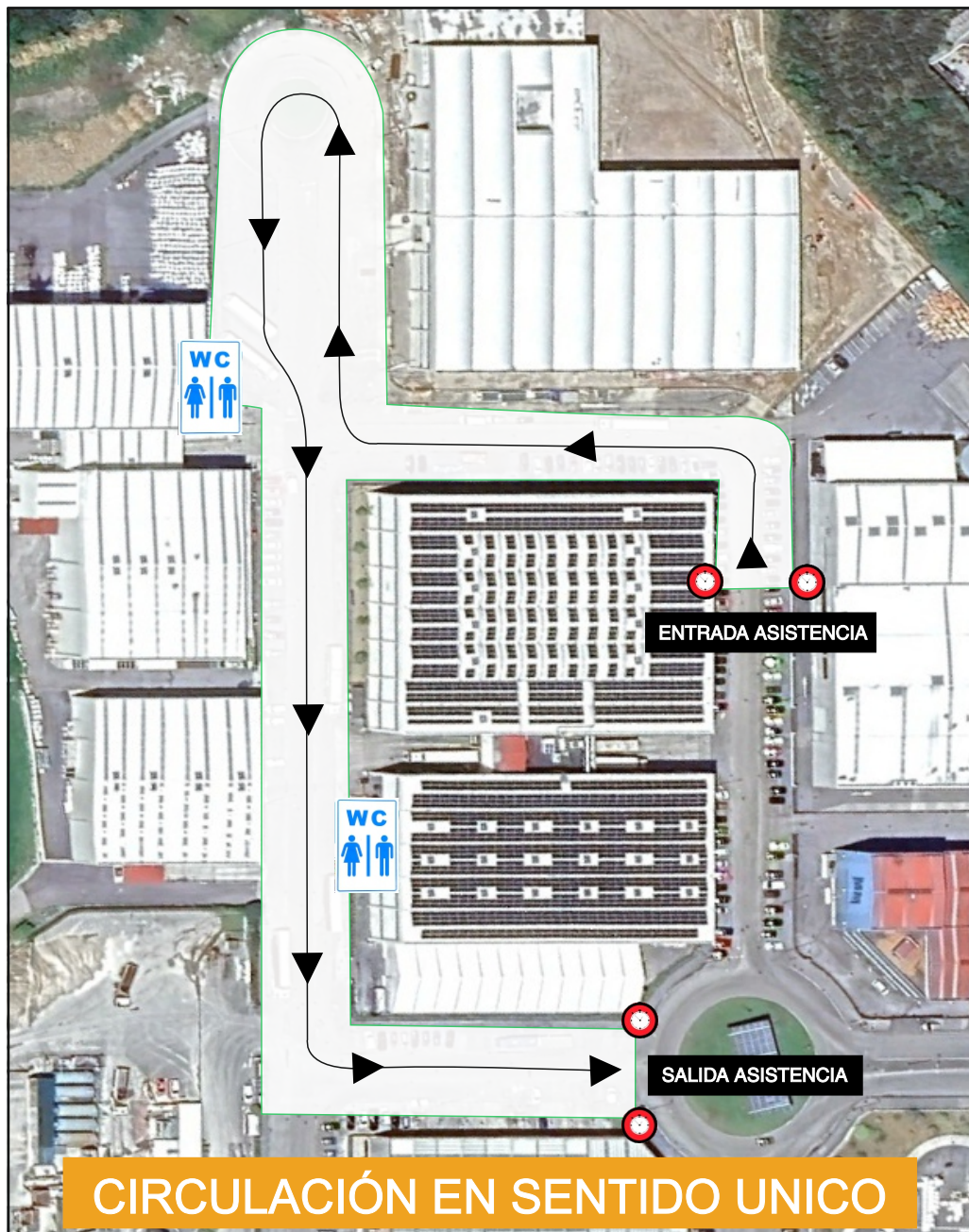
Sección	C.H. 9		C.H. 9A	Kms.	Tiempo	Km/h.	Sector
4	Salida Reagrup.		Entrada Asist.	3.70	0:10	22.20	13


KMS.		DIRECCIÓN	INFORMACIÓN ADICIONAL	KMS. REGRES.
TOTAL	PART.			
0.000	0.000	 114	 CH 9 REAGRUPAMIENTO I.E.S. NUEVE VALLES	3.700
0.070	0.070	 115		3.630
0.290	0.220	 116	CA-136 	3.410
0.510	0.220	 117	  	3.190
0.640	0.130	 118	 	3.060

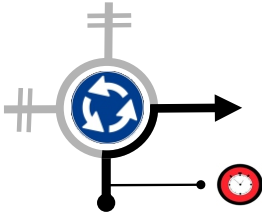

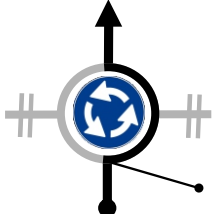

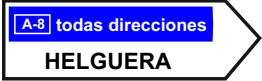
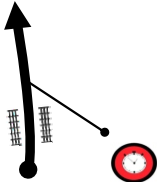

Sección 4	C.H. 9 Salida Reagrup.		C.H. 9A Entrada Asist.	Kms. 3.70	Tiempo 0:10	Km/h. 22.20	Sector 13
---------------------	---	--	---	--------------	----------------	----------------	---------------------

KMS.		DIRECCIÓN	INFORMACIÓN ADICIONAL	KMS. REGRES.
TOTAL	PART.			
0.820	0.180	 119		2.880
1.950	1.130	 120		1.750
2.480	0.530	 121		1.220
3.120	0.640	 122		0.580
3.700	0.580	 123		0.000

PARQUE DE ASISTENCIAS



Sección 4	C.H. 9B Salida Asist.		C.H. 10 Reocín	Kms. 2.14	Tiempo 0:06	Km/h. 21.40	Sector 15
---------------------	--	--	---------------------------------	--------------	----------------	----------------	---------------------

KMS.		DIRECCIÓN	INFORMACIÓN ADICIONAL	KMS. REGRES.
TOTAL	PART.			
0.000	0.000	 124	 CH 9A SALIDA PARQUE ASISTENCIA PARQUE EMPRESARIAL BESAYA	2.140
0.320	0.320	 125		1.820
2.010	1.690	 126	 HELGUERA	0.130
2.140	0.130	 127	 CH 10 REOCÍN	0.000

7^º RALLYSPRINT DE REOCIN

12 - 13 JULIO 2024

REOCIN - HELGUERA	T.C 4	DISTANCIA T.C. 6,900 km.
CONTROL HORARIO 43.336041, -4.090007	SALIDA T.C. 43.335894, -4.092673	

 CONTROL HORARIO

43.336041, -4.090007



 SALIDA T.C.

43.335894, -4.092673



7^o RALLYSPRINT DE REOCIN

12 - 13 JULIO 2024

REOCIN - HELGUERA	T.C 4	DISTANCIA T.C. 6,900 km.
LLEGADA T.C. 43.354784, -4.099613	CONTROL STOP 43.354297, -4.097725	


 LLEGADA T.C.

43.354784, -4.099613

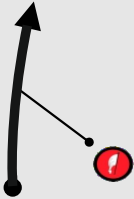

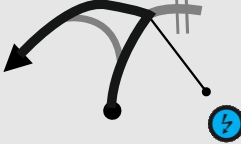

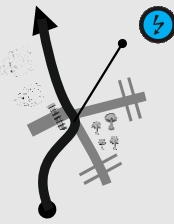

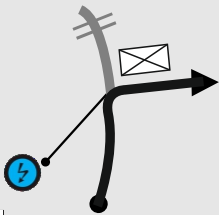

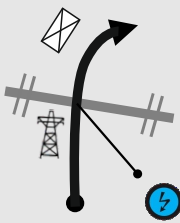



 CONTROL STOP


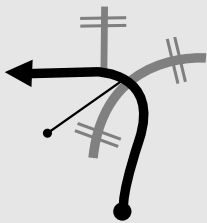

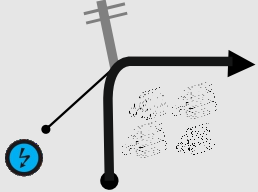


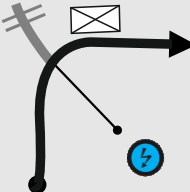

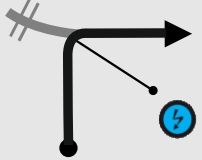

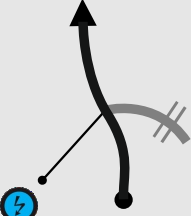

43.354297, -4.097725



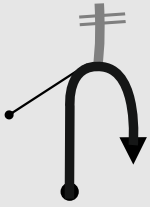
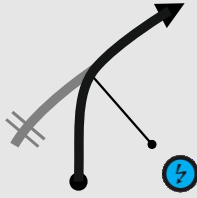

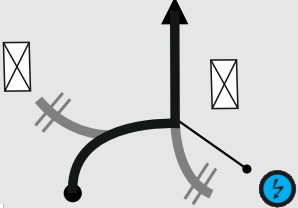

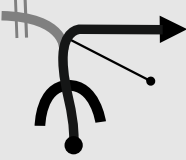
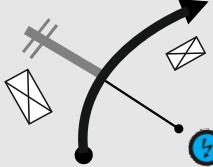

Sección 4	T.C. 4 REOCÍN - HELGUERA		C.H. 11 FIN RALLYSPRINT	Kms. 10.84	Tiempo 0:17	Km/h. 38.26	Sector 16
---------------------	---	--	--	----------------------	-----------------------	-----------------------	---------------------

KMS.		DIRECCIÓN	INFORMACIÓN ADICIONAL	KMS. REGRES.
TOTAL	PART.			
0.000	0.000	 <small>128</small>	 SALIDA T.C. 4 Reocín - Helguera	10.840
0.460	0.460	 <small>129</small>	 R-1 43.338195, -4.097249	10.380
1.140	0.680	 <small>130</small>	 R-2 43.336163, -4.102937	9.700
1.730	0.590	 <small>131</small>	 R-3 43.332042, -4.105652	9.110
2.140	0.410	 <small>132</small>	 R-4 43.348957, -4.111502	8.700

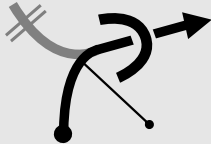
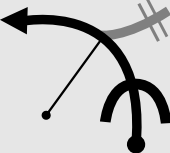
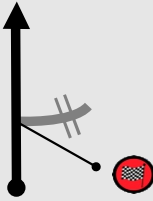

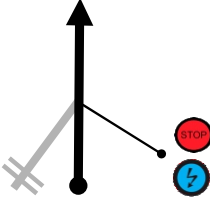


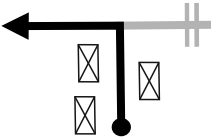
Sección	T.C. 4		C.H. 11	Kms.	Tiempo	Km/h.	Sector
4	REOCÍN - HELGUERA		FIN RALLYSPRINT	10.84	0:17	38.26	16

KMS.		DIRECCIÓN	INFORMACIÓN ADICIONAL	KMS. REGRES.
TOTAL	PART.			
2.510	0.370	  133		8.330
2.890	0.380	 134	  R-5 43.335033, -4.114797	7.950
3.310	0.420	 135	 R-6 43.338195, -4.116713	7.530
4.040	0.730	 136	 R-7 43.343888, -4.117115	6.780
4.590	0.550	 137	 R-8 43.345875, -4.111829	6.250

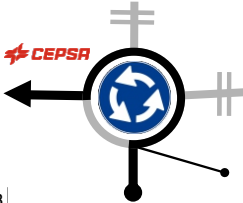





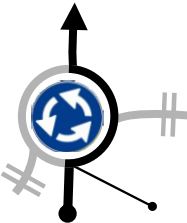

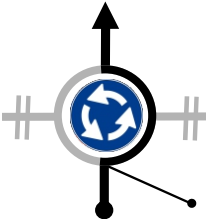

Sección	T.C. 4		C.H. 11	Kms.	Tiempo	Km/h.	Sector
4	REOCÍN - HELGUERA		FIN RALLYSPRINT	10.84	0:17	38.26	16

KMS.		DIRECCIÓN	INFORMACIÓN ADICIONAL	KMS. REGRES.
TOTAL	PART.			
5.070	0.480	 <small>138</small>		5.770
5.290	0.220	 <small>139</small>	 R-9 43.348957, -4.111502	5.550
5.750	0.460	 <small>140</small>	 R-10 43.350611, -4.107755	5.090
5.890	0.140	 <small>141</small>		4.950
6.440	0.460	 <small>142</small>	 R-11 43.354878, -4.103999	4.400

Sección 4	T.C. 4 REOCÍN - HELGUERA		C.H. 11 FIN RALLYSPRINT	Kms. 10.84	Tiempo 0:17	Km/h. 38.26	Sector 16
---------------------	---	--	--	----------------------	-----------------------	-----------------------	---------------------

KMS.		DIRECCIÓN	INFORMACIÓN ADICIONAL	KMS. REGRES.
TOTAL	PART.			
6.640	0.200	 143		4.200
6.770	0.130	 144		4.070
6.900	0.130	 145	 LLEGADA T.C. 4 Reocín - Helguera	3.940
7.100	0.200	 146	 C-STOP T.C. 4 43.354297, -4.097725  R-LL	3.740
7.390	0.290	 147		3.450

Sección 4	T.C. 4 REOCÍN - HELGUERA	C.H. 11 FIN RALLYSPRINT	Kms. 10.84	Tiempo 0:17	Km/h. 38.26	Sector 16
---------------------	------------------------------------	-----------------------------------	---------------	----------------	----------------	---------------------

KMS.		DIRECCIÓN	INFORMACIÓN ADICIONAL	KMS. REGRES.
TOTAL	PART.			
7.750	0.360	 148		3.090
7.960	0.210	 149		2.880
8.090	0.140	 150		2.740
8.290	0.190	 151		2.550
8.630	0.340	 152		2.210

Sección	T.C. 4		C.H. 11	Kms.	Tiempo	Km/h.	Sector
4	REOCÍN - HELGUERA		FIN RALLYSPRINT	10.84	0:17	38.26	16

KMS.		DIRECCIÓN	INFORMACIÓN ADICIONAL	KMS. REGRES.
TOTAL	PART.			
9.080	0.450	 <small>153</small>		1.760
9.820	0.740	 <small>154</small>		1.020
10.230	0.410	 <small>155</small>		0.610
10.600	0.370	 <small>156</small>		0.240
10.840	0.240	 <small>157</small>	PARQUE CERRADO FINAL PARQUE LA ROBLEDA 	0.000

